

# ZOOM IN: AMED INSIGHTS

August 2025

Dr. Cosimo Pilolli, ed

## Indirect Vision and Microsuturing: Ergonomic Tips & Tricks for Oral Surgery Under the Microscope



Working under a dental operating microscope offers unmatched precision and magnification, but it also demands a progressive acquisition of skills to fully exploit its potential in oral surgery. The transition from conventional loupes to an operative microscope requires not only technical adaptation but also a rethinking of ergonomics,

S visual strategies, and teamwork [1–5] . . . [READ MORE](#)

## UPCOMING EVENTS



THE LEADER IN HIGH  
MAGNIFICATION DENTISTRY

ACADEMY OF MICROSCOPE ENHANCED DENTISTRY  
24TH ANNUAL DENTAL MICROSCOPY  
MEETING & SCIENTIFIC SESSION

SEPT. 12-14  
**2025**

*"Integrating the Surgical and Restorative Teams for Superior Esthetic Outcomes"*

REGISTER  
*Now*



813-444-1011

[www.wsperio.org](http://www.wsperio.org) • [www.microscopedentistry.org](http://www.microscopedentistry.org)

**Ignite Your Team. Supercharge Your Practice.  
September 12-14, 2025 | San Diego, CA  
Hilton La Jolla Torrey Pines**

**Only Weeks Away! Don't Miss Dentistry's Ultimate Weekend in San Diego at the Hilton La Jolla Torrey Pines**

Time is running out to secure your place at the **biggest dental event of the year**. Three powerhouse meetings are joining forces for one extraordinary weekend:

- Academy of Microscope Enhanced Dentistry's 24th Annual Meeting
- Western Society of Periodontology's 73rd Annual Scientific Session
- Western Dental Hygiene Symposium

That means **one registration unlocks it all**: breakthrough science, hands-on workshops, inspiring speakers, and real-world strategies your whole team can use immediately.

Periodontics  
Dental Hygiene  
High Magnification dentistry  
Team growth

It's all here **and it's happening in just a few weeks**.

**Why You Can't Wait:**

- Seats are filling fast at the Hilton La Jolla Torrey Pines
- Up to [insert CE credits] available for you and your team
- Hands-on training you'll use the very next week
- Networking that will energize and inspire your entire practice
- Plus, the perfect San Diego setting—ocean breezes, sunsets, and space to recharge



Who should be there? **Everyone.** Periodontists, general dentists, hygienists, assistants, office managers. This is a **team experience** that transforms every role in your practice.

**Last chance to secure your spot!**  
The countdown is on. Don't wait another day.

AMED BROCHURE

ACADEMY OF MICROSCOPE ENHANCED DENTISTRY 24TH ANNUAL MEETING

SEPT 12-14, 2025 • LA JOLLA, CA

HILTON LA JOLLA TORREY PINES

*"Integrating the Surgical and Restorative Teams for Superior Esthetic Outcomes"*

AMED

THE LEADER IN HIGH MAGNIFICATION DENTISTRY

THE WESTERN SOCIETY OF PERIODONTOLOGY

Schedule at a Glance

THURSDAY • 9/11/25

AMED Certified Microscope User- Certification will be available on Thursday, Sept. 11th after 12:00pm and a time slot must be reserved at least 4 weeks in advance of the conference by calling the AMED office at 813-444-1011

FRIDAY • 9/12/25

Scripps Ballroom

8:00-8:15am.....Group Welcome

8:15-9:10am.....Judy McIntyre....."Clarity in Endodontics: Treating What You Can See - The Value of 3D!"

9:10-9:30am.....BREAK

9:30-10:15am.....Mario Zuolo....."Microscope and Endodontic Retreatment: The Perfect Match"

10:20-11:05am.....Masoud Hassanzadeh....."Reaching Deep Defects: The Role of Microscopy in Margin Elevation"

11:10-11:30am.....Sadaki Sakamoto....."Seeing the Trees and Forest-Looking Through A Microscope to See the Overall Picture"

11:35am-12:05pm.....Eason Chen....."Minimally Invasive Periodontics"

12:05-1:00pm.....LUNCH

1:05-1:25pm.....Christopher Laing....."The Value of Visual Acuity" The Benefit of Magnification in Decision Making"

1:30-2:15pm.....Laurence R. Rifkin....."Aesthetic Dentistry and Cosmetic Surgery. . . . a Team Algorithm!"

2:20-3:05pm.....Rashad Riman....."Mastering the Microscope: Practical Lessons and Transformative Techniques to Elevate Your Practice"

3:05-4:00pm.....EXHIBIT RECEPTION

4:05-4:25pm.....Kiyotaka Shibahara....."The Use of Microscope in Oral Surgery & Implant Therapy"

4:30-5:15pm.....Andras Forster....."Diagnosis and Biomimetic Restoration of Cracked Teeth"

SATURDAY • 9/13/25

Grand C

8:00-9:00am.....Eduardo Lorenzana....."Minimally Invasive Periodontal Therapy: Patient-Centered Practice Satisfaction with the Periodontal Endoscope"

9:00-10:00am.....Edward McLaren....."CONTEMPORARY MONOLITHIC CERAMICS AND THE DIGITAL DENTAL TEAM: The Evolution of CeramicTechnologies with the Human Touch"

10:00-10:30am.....BREAK

10:30am-12:15pm.....Peter Nordland, Jean Wu, David Clark....."The Restoration of the Lost Interdental Papillae Using Collaborative Efforts"

12:15-1:10pm.....LUNCH

1:10-2:10pm.....Jim Janakievski....."The Value of a Tooth for Alveolar Ridge Management"

2:10-3:25pm.....Cherilyn Sheets - Keynote Speaker....."Assessing Structural Integrity of Teeth and Implants Using Quantitative Percussion Diagnostics & AI"

3:25-3:50pm.....BREAK

3:50-4:20pm.....Makoto Ono....."Exploring the Potential of the Laterally Closed Tunnel Technique in the Treatment of Gingival Recession"

4:20-5:45pm.....José Carlos Martins da Rosa....."Immediate Dentoalveolar Restoration (IDR) Technique – Evolution to Revolution"

7:00-9:30pm.....SURF'S UP FOUNDATION SILENT AUCTION & AWARDS PARTY.....Patio

SUNDAY • 9/14/25

Grand C/D/E

8:00-9:30am.....Susan Wingrove/George Kotsakis....."Peri-implantitis: Prevention, Maintenance, and Evidence-Based Dental Treatment"

9:30-10:15am.....Irene Marron-Tarrazzi....."Decoding the Anterior Enigma: A Magnified Hacker's Playbook"

10:15-10:45am.....BREAK

10:45-11:45am.....Paul Chang....."A MODERN PERSPECTIVE ON MANAGING PERI-IMPLANT COMPLICATIONS AND PERI-IMPLANT DISEASES"

11:45am-1:15pm.....Lauralee Nygaard....."Metabolic Dysfunction and Periodontal Disease"

HANDS-ON WORKSHOPS

SATURDAY 9/13 WORKSHOPS:

8:00am-5:00pm.....Richard Miron.....La Jolla Shore Room....."Exosomes, PRF, and the Future of Regenerative Medicine/Dentistry".....Member: \$895.....Non-Member: \$995

1:00-5:00pm.....Juan Carlos Ortiz Hugues.....La Jolla Cove Room....."Dental Microscope User Guidelines Course".....\$415.....\$495

SUNDAY 9/14 WORKSHOPS:

8:00am-12:00pm.....Kia Karimi and Masoud Hassanzadeh.....La Jolla Cove Room....."Deep Margin Elevation in Complex Cases with the Copper Band Technique & Luting Indirect Restorations with Pre-heated Composite (Thermo-Modified Luting)".....Member: \$425.....Non-Member: \$495

9:00am-12:00pm.....Juan Carlos Ortiz Hugues.....La Jolla Shore Room....."Advanced Dental Ergonomics with Ergonomic Loupes".....\$199

P: 813.444.1011 | F: 813.422.7966 | www.wsperio.org

www.microscopedentistry.com

Click [HERE](#) for full conference schedule.

GENERAL SESSION REGISTRATION >>>

AMED  
Member  
REGISTRATION

AMED  
Non-Member  
REGISTRATION



# AMED Symposium



**William Linger**  
DDS, MAGD, MAMED

**Randy Shoup**  
DDS, FAGD, MAMED

**Juan Carlos Ortiz Hugues**  
DDS, Specialist in  
Endodontics, CEAS II, AEP

**OCTOBER**  
**3 - 4, 2025**

*Presented by The Academy of Microscope Enhanced Dentistry  
and Co-Sponsored by the MN AGD*

Enova Institute • 6305 Sandburg Rd #100, Minneapolis, MN 55427

## See More. Do More. Practice Longer.

October 3-4, 2025 • Enova Institute • Minneapolis, MN

Ready to revolutionize the way you practice dentistry?

The **AMED Symposium**, co-sponsored by the Minnesota AGD, is your chance to step into the future of precision, comfort, and longevity in your career.

This **two-day, hands-on experience** brings together three of the brightest minds in dentistry:

**Dr. William Linger** – Restorative innovator

**Dr. Randy Shoup** – Endodontic master

**Dr. Juan Carlos Ortiz Hugues** – Ergonomics expert

You'll discover:

- How to make the dental microscope your everyday tool
- Techniques to restore endodontically treated teeth **without posts or full crowns**
- Practical strategies to protect your posture, extend your career, and reduce fatigue

**Earn up to 13 CE credits** through 8 hours of lecture and 5 hours of hands-on training that you can bring back to your practice immediately.

This is an investment in your skills, your practice, and your health.

**Seats are limited and filling fast. Don't wait.**

Register today as spaces are limited:

REGISTER TODAY

BROCHURE

## UPCOMING COURSES



# Two Day Hands-on Courses


Charlotte, NC - November 7 & 8

[www.microscopedentistry.com](http://www.microscopedentistry.com)

*Have Your Assistant  
Trained for  
ONLY \$199*

**ENDODONTICS  
UNDER THE  
MICROSCOPE**

High Quality and Efficient Endodontics  
Using the Dental Microscope for  
Endodontists and General Dentists




2025

Two Day Hands-on Course  
November 7 & 8

AMED  
THE LEADER IN HIGH  
MAGNIFICATION DENTISTRY

**FULL MOUTH  
RESTORATIVE UNDER  
THE MICROSCOPE**



November 7 & 8

AMED  
THE LEADER IN HIGH  
MAGNIFICATION DENTISTRY

25

- ✓ 2 Tracks - Advanced Endodontics or Full Mouth Restorative
- ✓ Real-World Operatory Training for Doctors and Their Clinical Team
- ✓ Learn Advanced Endodontics Using the Microscope for Both Endodontists and General Dentists
- ✓ How to Use the Dental Microscope to Improve Your Productivity and Efficiency
- ✓ Say Goodbye to Neck and Back Pain FOREVER!

# ENDODONTICS UNDER THE MICROSCOPE

High Quality and Efficient Endodontics  
Using the Dental Microscope for  
Endodontists and General Dentists



2025

**Two Day Hands-on Course**  
November 7 & 8



Unveil the untapped potential of Microscope Enhanced Dentistry through our cutting-edge course, designed to transform both seasoned users and enthusiastic newcomers alike. With AMED's high-level clinical training, immerse yourself in simulated training facilities equipped with state-of-the-art dental chairs featuring typodonts and ergonomic elements. Explore the intricacies of endodontic procedures, fine-tuning your skills in a unique learning environment that prioritizes working posture, positioning, and 100% microscope efficiency. Overcome endodontic challenges with hands-on experiences, honing precise hand movements, mastering magnification techniques, and confidently addressing every procedure. Optimize your working time and unlock the secrets of Microscope Enhanced Dentistry with AMED – where excellence meets expertise!

Instructors:

Dr. Juan Carlos Ortiz Hugues, DDS, CEAS, AEP  
Dr. William Linger, DDS, FAGD

Two Day Hands-On Course  
Charlotte, NC: November 7 & 8

The goal of this course is for new and experienced endodontists and general dentists to learn how to use the microscope efficiently and effectively for all endodontic procedures.

## In this course you will learn

- **Unlike other endo courses, you will be working in an actual operatory with the microscope. You will learn how to use the microscope “in the real world” so that you can take the skills back to your office immediately.**
- Effective use of the Microscope in basic and complex endodontic procedures.
- Locating MB2 Canals on Maxillary Molars.
- Broken File Removal.
- Post Removal.
- Perforation management.



- Why the microscope is the standard of care for endodontic treatment.
- Why doctors struggle using the microscope and how you can shorten the learning curve.
- How to convince your referral sources why you should be doing the restorative access closure and post placement on endodontic teeth.
- Most common mistakes doctors make when using the microscope and how to avoid them.
- How the assistant can improve your efficiency and productivity during Endodontic procedures.
- Apply the principles of ergonomics in microscope dentistry to make you more comfortable and profitable in your workspace.
- Maximizing your investment in the dental microscope.

#### Course Fees

Member: \$2,195

Non-Member: \$2,395

**November 7 & 8**

REGISTER TODAY

## FULL MOUTH RESTORATIVE UNDER THE MICROSCOPE



November 7 & 8



**Mastering the Art and Science of  
Microscopic Dentistry!**



Unlock the full potential of microscopic dentistry and elevate your skills in prosthodontics and restorative dentistry through our exclusive seminar! Tailored for both seasoned Prosthodontists and General Dentists, this comprehensive course is your pathway to mastering the intricacies of efficient and effective microscope utilization across diverse procedures. Whether you're a newcomer eager to explore the world of microscopic dentistry or a seasoned practitioner seeking skill enhancement, our seminar provides invaluable insights that will transform your approach. Seize this opportunity to propel your career forward, deliver unparalleled patient care, and stary at the forefront of innovation in dental practices.

Instructors:

Dr. Juan Carlos Ortiz Hugues, DDS, CEAS, AEP  
Dr. William Linger, DDS, FAGD

Two Day Hands-On Course  
Charlotte, NC: November 7 & 8

**Course Objectives:**

- Equip Prosthodontists and General Dentists with the skills to efficiently utilize microscopes in a wide range of procedures.
- Overcome common myths hindering the adoption of microscopic dentistry.
- Transform your dental assistant into a valuable asset, enhancing efficiency during prosthodontic procedures.
- Gain proficiency in implant placement through microscope-guided techniques.
- Navigate the learning curve of microscope use effectively.
- Improve workplace comfort, efficiency, and profitability through ergonomic principles in microscope dentistry.
- Maximize the return on your investment in dental microscopy.

**Course Fees**  
Member: \$2,195  
Non-Member: \$2,395

**November 7 & 8**

REGISTER TODAY

INSTRUCTORS



Dr. Juan Carlos Ortiz Hugues, DDS, CEAS, AEP is an Associate Ergonomics Professional, Master of the Academy of microscope enhanced dentistry, CEAS II, and President of the Academy of microscope enhanced dentistry AMED. He is the author of the book Ergonomics applied to dental practice. He provides lectures, training, and

advice in Advanced Dental Ergonomics throughout Latin America and the United States, mainly related to dental ergonomics.


---



Dr. Linger is a general dentist in Charlotte, North Carolina. He has a concierge dental practice focused on multidisciplinary care and sedation. Dr. Linger is a Master of the Academy of General Dentistry, Master of the Academy of Microscope Enhanced Dentistry, and Past President of AMED. He lectures all over the world on Microscope Dentistry and Sedation.

---



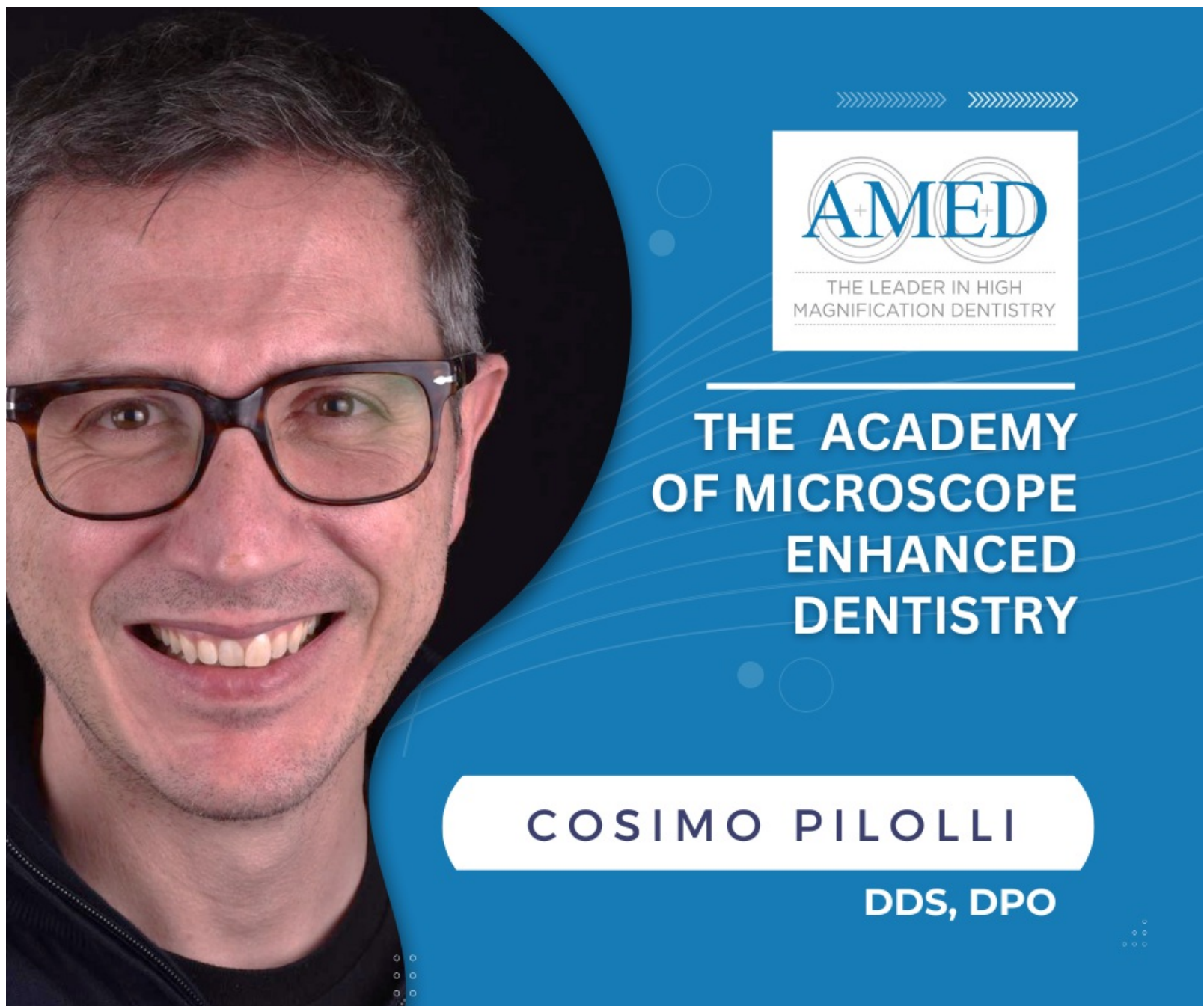
 <p><b>PACE</b> ACADEMY of GENERAL DENTISTRY PROGRAM APPROVAL FOR CONTINUING EDUCATION</p>	<p>Academy of Microscope Enhanced Dentistry Nationally Approved PACE Program Provider for FAGD/MAGD credit. Approval does not imply acceptance by any regulatory authority or AGD endorsement. 1/1/2025 to 12/31/2028. Provider ID# 309805</p>
---	--

---

# ZOOM IN: AMED INSIGHTS

## August 2025 Editor





## JOIN THE CONVERSATIONS



Connect with AMED on Instagram and Facebook. Stay in touch with colleagues, make new contacts, share your knowledge with others or learn from them. Engage in the conversations.

