



ACADEMY OF MICROSCOPE ENHANCED DENTISTRY
A GATEWAY TO ADVANCING CLINICAL EXCELLENCE

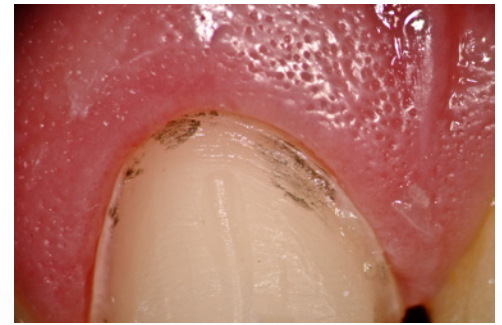
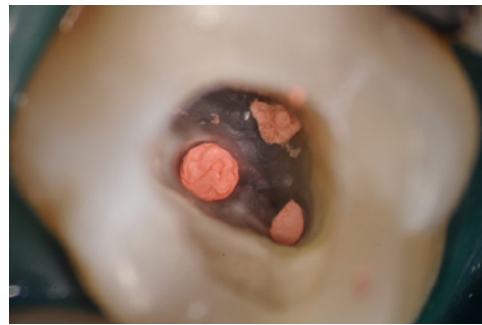
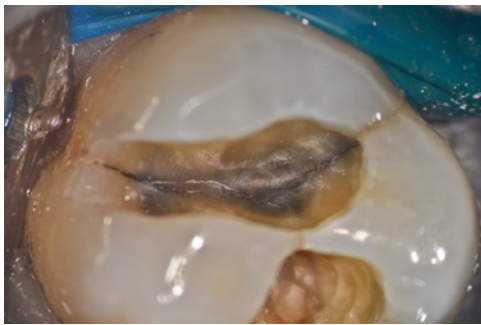


The Academy of Microscope Enhanced Dentistry

is an International Association of Restorative Microdentistry, Periodontal Microsurgery, Microendodontics, Microprosthodontics, Implant Microsurgery, and Associated Disciplines.

MISSION STATEMENT

The mission of the Academy is to serve the dental profession and the public by being a source of scientific, evidence-based information as evidenced by microscope magnification, and an advocate on the advantages of the operating stereomicroscope and associated operative techniques in microdentistry.



Photos Courtesy of Dr. Glenn van As

“Trifles **make perfection**, and
perfection is no trifle.” - Michelangelo

GOALS

- The Academy of Microscope Enhanced Dentistry will provide a framework for all microscope-centered dental practitioners, regardless of specialty, to share information in an inclusive, not exclusive environment.
- The Academy will provide the professionals with a learning environment to enhance their knowledge and skill.
- The Academy is committed to education. It will help to accelerate the implementation of the microscope into undergraduate and graduate level dental school programs.
- The Academy will help to increase public awareness and demand for microscope enhanced dentistry.
- The Academy will establish a network of clinicians of substance for referral and support.
- The Academy will be a resource to guide manufacturers to develop materials and equipment based on the microscopic level of care.

President 2009

Tetsuya Hirata, DDS, PhD

President Elect

John West, DDS, MSD

Immediate Past President

Adriana McGregor, DDS

Vice President &

Active Secretary/Treasurer

William G. Lannan, DDS

BOARD OF DIRECTORS:

Wayne Remington, DDS

Terry Pannkuk, DDS, MSD

Arnold Sindler, DDS

Jill Hansen, DDS

Stephane Browet, DDS

José Roberto Moura, DDS

Masana Suzuki, PhD

2009 Program General Chair

Tetsuya Hirata, DDS, PhD

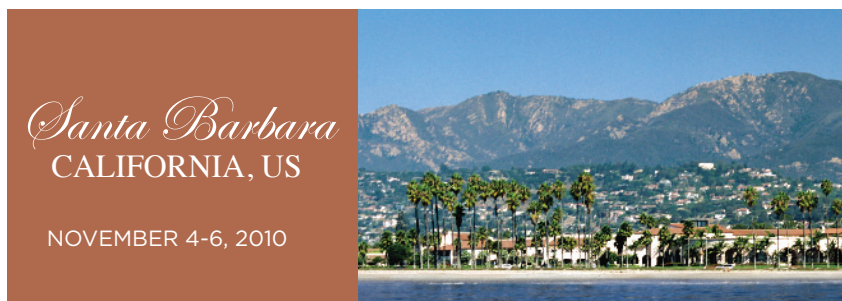
drhirata@microscopedentistry.com

AMED Vision Newsletter Editor

Jill Hansen, DDS

vision@microscopedentistry.com

ANNUAL MEETING | SCIENTIFIC SESSIONS



AMED OFFICIAL JOURNAL

ANNOUNCING
THE INAUGURAL ISSUE



**MICRO, The International
Journal of Microdentistry
Chief Editor**

Dr. Bryan Pearson

editor@microscopedentistry.com

ORIGIN & HERITAGE

The Academy of Microscope Enhanced Dentistry was established in 2002, under the name “Congress of Microscope Enhanced Dentistry” and through the leadership of Dr. David J. Clark who had the vision to establish an official voice for dentists from around the world who have microscope-centered practices. The inaugural meeting brought together, and for the first time, seventy six (76) people from the USA Canada. And Mexico, representing general dentistry, the specialties of endodontics, periodontics and prosthodontics, and dental laboratory technology under one roof to share their excitement and learn from one another the virtues of microscope enhanced dentistry.

The purpose of this organization is to achieve, by mutual study and cooperation, activities reflecting a high and ethical standard of practice as well as teaching and research in the art and science of Microscope Enhanced Dentistry.

Members of today have a proud heritage in the Academy. We continue to dedicate ourselves to the pursuit of knowledge, truth, and competency in research, teaching, and in the clinical practice of Microscope Enhanced Dentistry.



Contact Information:

AMED Administration Office:

P.O. Box 15834 Fort Wayne, IN 46885.

Office: 260.249.1028 EST.

FAX: 480.247.4006

info@microscopedentistry.com

www.microscopedentistry.com

WE INVITE YOU TO BECOME A MEMBER

AMED MEMBERSHIP BENEFITS

Take this unique opportunity to help shape the future of precision dentistry. Be a part! AMED members are included into an elite and passionate circle of clinicians.

Annual Scientific Session

Each year, AMED hosts the world's most comprehensive microscope dental CE event, featuring leading educators, hands-on training, outstanding networking events and more in an incredible destination. Members receive reduced tuition for annual meetings.

Premier Publications

MICRO: The International Journal of Micro Dentistry—All AMED members receive the Journal at a discounted rate, the profession's premier print publication. The Journal provides up-to-date information on clinical treatments, microscope dental technology, practice management, development and more.

VISION Newsletter: Members receive the Academy's printed quarterly newsletter, filled with information on AMED news, activities, opportunities and benefits. Included is the Members Only web site access to the archive of AMED Newsletters. As a member who gives courses and speaks, your engagement dates will be complimentary published in our quarterly newsletter.

Online Search Directory

Many patients visit www.microscopedentistry.com each year to locate a microscope dentist in their area. Each member can be found easily with AMED's highly ranked "Find a Microscope Dentist" online search directory for referrals by fellow clinicians and by patients who seek microscopic level of care.

Online Forum

Members have access to the members only web site forum to discuss relevant dental topics online. The Online Forum is also an excellent way to network with other members of AMED.

Professional Marketing

Search Engine Optimization: Members Name, Practice Name, web address and biography are promoted in Search Engines for optimal rankings of their name and of their practice as a microscope dentist.

Use of Annual AMED logo for your website & other advertising marketing collateral materials.

Promotional Material

Each member receives a membership insignia pin & pen

MEMBER TESTIMONIALS

- "Do we see or do we not see? The truth is it is both. But the ultimate truth is we can't do it if we can't see it... Most dentists don't need more patients, they need to see more to diagnose and treat the real problem. The single most significant measure the doctor can do in their practice is to see what is right in front of them... Magnification is illuminating. The microscope brings us closer to reality." - Dr. John West
- "When you see well, you do well, and when you do well, you feel well." - Dr. John Stropko
- "The Operating Microscope is to cracks what radiographs are to decay." - Dr. Jihyon Kim
- "A recurring theme seems to come up in almost every lecture. The microscope has improved the doctor's clinical skills." - Dr. John Khademi



ACADEMY OF MICROSCOPE ENHANCED DENTISTRY
A GATEWAY TO ADVANCING CLINICAL EXCELLENCE

REQUIREMENTS TO BECOME AN ACTIVE MEMBER:

- Accurate completion of the membership application form.
- Sponsorship/signatures by two members of the Academy.
- A peer review by the board of directors.
- Review and approval by the board of directors.
- Submission of annual dues payment of \$480
\$400 (no Journal) for ESMD, JAMD and ABRAMO Members

MEMBERSHIP APPLICATION

REGISTER ONLINE:
www.microscopedentistry.com

The prospective candidate must return one copy of the completed application to their sponsor to verify that the application information is complete, and a second copy is sent to AMED administration. The sponsor will secure a second signature for the candidate.

AMED MEMBERSHIP APPLICATION FORM

DATE _____

FIRST & LAST NAME _____

BUSINESS NAME _____ SPECIALTY _____

DEGREE (S) _____ BOARD CERTIFIED _____ LICENSE# _____ ADA# _____ AGD# _____

ADDRESS _____

CITY _____ STATE _____ ZIP _____ COUNTRY _____

OFFICE PHONE _____ OFFICE FAX _____

EMAIL ADDRESS _____ WEBSITE _____

OTHER AFFILIATIONS _____

YEAR BEGAN PRACTICING WITH MICROSCOPE _____ DO YOU OWN A MICROSCOPE? _____

SOURCE OF REFERRAL TO AMED _____

PLEASE ELABORATE ON YOUR GOALS AS A POTENTIAL MEMBER OF AMED

WHAT CONTRIBUTION TO AMED AND MICROSCOPE DENTISTRY CAN YOU OFFER? PLEASE BE SPECIFIC.

APPLICANT SIGNATURE: _____

SPONSOR SIGNATURE 1: _____ SPONSOR SIGNATURE 2: _____

PLEASE RETURN WITH CHECK PAYABLE TO AMED or PAY ONLINE AT www.microscopedentistry.com/amember
PO BOX 15834 | FORT WAYNE, IN 46885 OR FAX TO 480-247-4006